

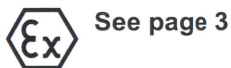


(1) **EU-Type Examination Certificate**

- (2) Equipment or protective system intended for use in potentially explosive atmospheres - **Directive 2014/34/EU**
- (3) Certificate number: **SEV 19 ATEX 0128 X**
- (4) Product: Pressure measuring transducer 519.*****
- (5) Manufacturer: Huba Control AG
- (6) Address: Industriestrasse 17, 5436 Würenlos, Switzerland
- (7) The equipment and any acceptable variation thereto is specified in the schedule to this certificate and the documents therein referred to.
- (8) Eurofins, notified body No. 1258, in accordance with article 17 of Directive 2014/34/EU of the European parliament and of the council, dated 26 February 2014, certifies that this product has been found to comply with the essential health and safety requirements relating to the design and construction of products intended for use in potentially explosive atmospheres given in Annex II to the Directive.
The examination and test results are recorded in confidential report no 20CH-00331.X03
- (9) Compliance with the essential health and safety requirements has been assured by compliance with:
EN IEC 60079-0:2018
EN 60079-11:2012
EN 60079-26:2015

Except in respect of those requirements listed at item 18 of the schedule.

- (10) If the sign «X» is placed after the certificate number, it indicates that the product is subjected to special conditions for safe use specified in the schedule to this certificate. The sign “U” is placed after the certificate number. It indicates that this certificate must not be mistaken for a certificate intended for an equipment or protective system. This partial certification may be used as a basis for certification of an equipment or protective system.
- (11) This EU type examination certificate relates only to design and construction of the specified product. Further requirements of this directive apply to the manufacturing process and supply of this product. These are not covered by this certificate.
- (12) The marking of the product shall include the following:



Eurofins Electric & Electronic Product Testing AG
Notified Body ATEX

Martin Plüss
Product Certification

(13)

Appendix

(14)

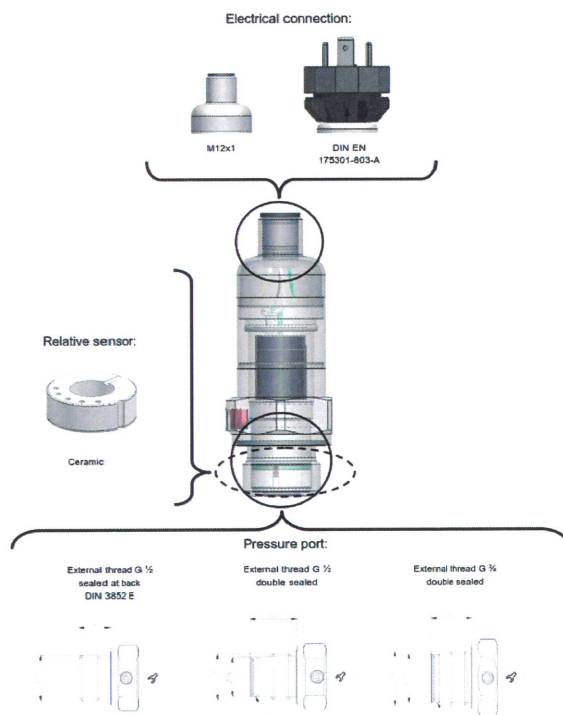
EU-Type Examination Certificate no. SEV 19 ATEX 0128 X

(15) **Description of product**

The pressure measuring transducer (PMT) 519 - 4-20 mA shall get the ATEX and IECEx approval. The PMT is built up with electronics and a ceramic pressure measuring cell (pressure range 0 ... 0.4 to 60 bar relative) integrated in a stainless-steel case with process connection which is sealed.

Classification of installation and use:	stationary
Ingress protection:	IP65 for DIN version IP67 for M12x1 version
Rated ambient temperature range (°C):	-25 °C ... +85 °C
Rated ambient temperature range (°C) for Ex Components	N/A

The drawing below shows the setup. It shows the PMT with a M12x1 plug connector and a G 1/2" process connection and the PMT with a DIN EN 175301-803-A plug connector and a G 1/2" doubled sealed process connection.



To measure pressure, static pressure is applied to the process connection and to the pressure measuring cell. The relative pressure measurement is made with a pressure equalisation element that leads to the sensor and transfers the air pressure from outside. A diaphragm prevents pollution. The PMT is mounted over thread connection according to industry norm into a process connection, with which only the process connection and the ceramic measuring cell are directly exposed to the media.

The physical parameter pressure is measured with the Wheatstone measuring bridge that measures a voltage signal proportional to the pressure which is amplified in the electronics of the pressure transducer and converted into a 4-20 mA output signal.

The power supply must be a certified intrinsically safe current circuit „ia“.

The power supply, the measuring signal, and the voltage equalising wire are operated by the connection plug. The following electrical connections have been realised.

- M12x1
- DIN EN 175301-803-A (named DIN A plug)

Marking:

For pressure range 0 ... 0.4 to 2.5 bar:

Ex ia IIC T4 Ga

Ex ia IIIC T₂₀₀130 °C Da

For pressure range 0 ... 4 to 60 bar:

Ex ia IIC T4 Ga/Gb

Ex ia IIIC T₂₀₀130 °C Da/Db

Ambient temperature range:

Operation temperature ambient: $-25 \leq T_a \leq +85 \text{ °C}$

Operation temperature media: $-25 \leq T_a \leq +85 \text{ °C}$

Ratings:

$U_i \leq 30 \text{ V dc}$

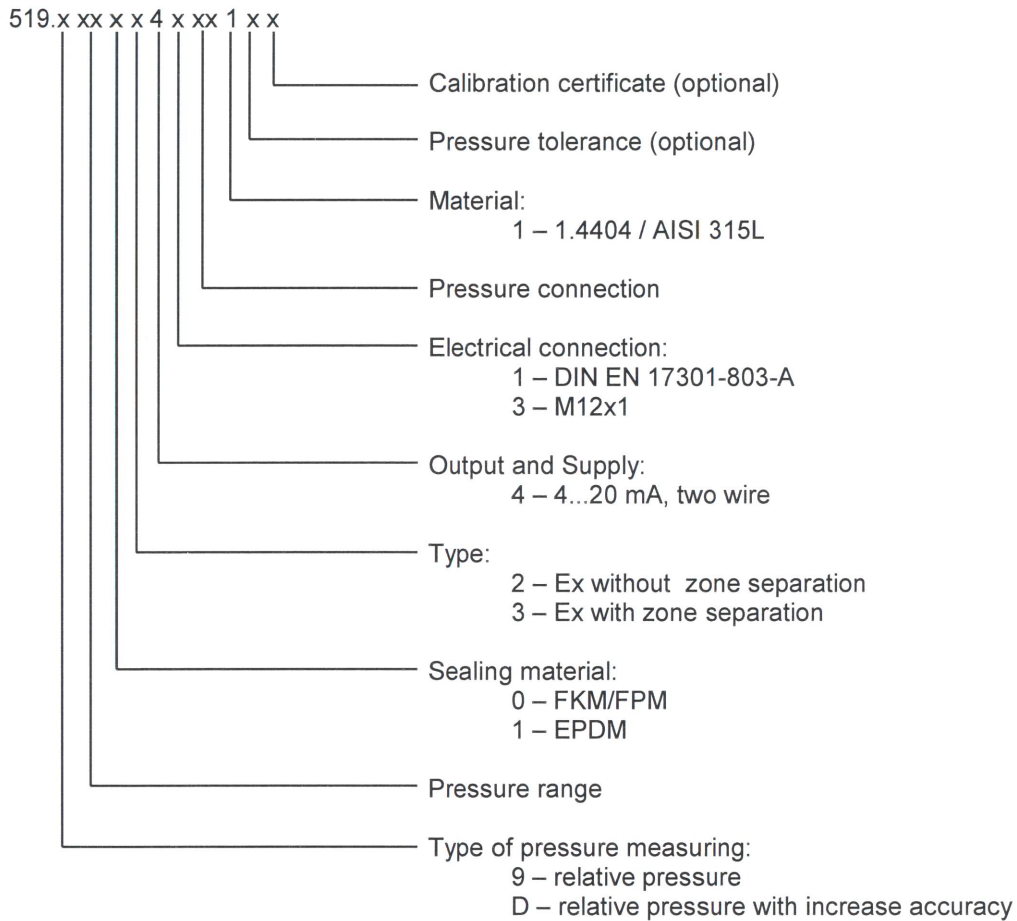
$I_i \leq 100 \text{ mA}$

$P_i \leq 750 \text{ mW}$

$C_i = 22 \text{ nF}$

$L_i = 0 \text{ }\mu\text{H}$

Part number code:



(16) Special conditions for safe use / Schedule of limitations

For the type with DIN connector the test for impact according to IEC 60079-0 Clause 26.4.2 was done only with low impact energy. The connector must be protected from impacts with high impact energy.

The device must be installed and operated only in an environment of overvoltage category II (or better) according to IEC 60664-1.

(17) Essential health and safety requirements

In addition to the essential health and safety requirements (EHSRs) covered by the standards listed at item 9, the following are considered relevant to this product, and conformity is demonstrated in the report:

Clause	Subject
None	

(18) Drawings and Documents

See test report "Manufacturer's Documents"